


Spa & Hot Tub

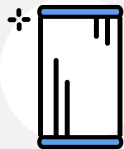


MAINTENANCE SCHEDULE

WEEKLY



- Shock your water. You should also add shock after each time you use the spa.
- Wipe away any scum around the water line with a mild bleach solution.



MONTHLY

Remove and deep clean your filter with a chemical soak. If you have a spare filter, put a fresh one in right away.

ANNUALLY



- Discard your old filter and replace it with a new one.
- Open the cabinet and check for pests, leaks, or any signs of problems with the electrical equipment.

1-3 TIMES PER WEEK



Test your water balance and adjust as necessary:

pH: 7.2 - 7.8

Total Alkalinity: 80 - 140

Chlorine: 1.0 - 4.0 ppm

Bromine: 2.0 - 6.0 ppm



EVERY 2 WEEKS

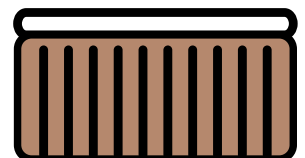
- Remove and rinse your filter with the hose.
- Remove, wipe down and air out your cover. Inspect it for any damage.

EVERY 3-6 MONTHS




- Drain, clean and refill your spa. You can also do a full flush of the plumbing lines as part of this process.
- Clean the cabinet.

For more hot tub tips & advice, visit tubtopia.com



Spa & Hot Tub

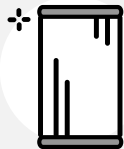


MAINTENANCE SCHEDULE

WEEKLY



- Shock your water. You should also add shock after each time you use the spa.
- Wipe away any scum around the water line with a mild bleach solution.



MONTHLY


Remove and deep clean your filter with a chemical soak. If you have a spare filter, put a fresh one in right away.

ANNUALLY



- Discard your old filter and replace it with a new one.
- Open the cabinet and check for pests, leaks, or any signs of problems with the electrical equipment.

1-3 TIMES PER WEEK



Test your water balance and adjust as necessary:

pH: 7.2 - 7.8

Total Alkalinity: 80 - 140

Chlorine: 1.0 - 4.0 ppm

Bromine: 2.0 - 6.0 ppm



EVERY 2 WEEKS

- Remove and rinse your filter with the hose.
- Remove, wipe down and air out your cover. Inspect it for any damage.

EVERY 3-6 MONTHS



- Drain, clean and refill your spa. You can also do a full flush of the plumbing lines as part of this process.
- Clean the cabinet.

For more hot tub tips & advice, visit tubtopia.com

